ABB BALDOR RELIANCE

Customer information packet

VEJMM3211T-5

3HP/1760RPM/3PH/ODTF/NEMA 182JM
Class - None
Division - Not Applicable

Copyright © All product information within this document is subject to ABB Motors and Mechanical Inc. copyright © protection, unless otherwise noted.
11/24/2026 12:26:45 PM

Specifications

Enclosure	ODTF
Frame	182JM
Frame Material	Steel
Frequency	60.00 Hz
Haz Area Class and Group	None
Haz Area Division	Not Applicable
Motor Letter Type	Three Phase
Output @ Frequency	3.000 HP @ 60 HZ
Phase	3
Synchronous Speed @ Frequency	1800 RPM @ 60 HZ
Voltage @ Frequency	575.0 V @ 60 HZ
Agency Approvals	UR
	CSA
	CSA EEV
Ambient Temperature	40 °C
Auxiliary Box	NO AUXILLARY BOX
Auxiliary Box Lead Termination	None
Base Indicator	No Mounting
Bearing Grease Type	Polyrex EM (-20F +300F)
Blower	None
Current @ Voltage	3.100 A @ 575.0 V
Design Code	B
Drip Cover	Drip Cover
Duty Rating	CONT
Efficiency @ 100% Load	89.5 %
Electrically Isolated Bearing	Not Electrically Isolated
Feedback Device	NO FEEDBACK
Front Face Code	Standard
Front Shaft Indicator	None
Heater Indicator	No Heater
High Voltage Full Load Amps	3.1 a
Insulation Class	F

Part Detail

Revision	Y
Type	AC
Mech. spec.	36N072
Base	
Status	PRD/A
Elec. spec.	36WGY438
Layout	36LYN072
Eff. date	04-20-2026
CD Diagram	CD0006
Poles	04
Leads	3#16
Proprietary	False
Created date	01-01-0001

Inverter Code	Inverter Ready
KVA Code	K
Lifting Lugs	No Lifting Lugs
Locked Bearing Indicator	Locked Bearing
Motor Lead Exit	Ko Box
Motor Lead Quantity/Wire Size	3 @ 16 AWG
Motor Lead Termination	Flying Leads
Motor Standards	NEMA
Motor Type	3628M
Mounting Arrangement	F1
Number of Poles	4
Overall Length	18.06 IN
Power Factor	77
Product Family	General Purpose
Pulley End Bearing Type	Ball
Pulley Face Code	C-Face
Pulley Shaft Indicator	Tapped & Key
Rodent Screen	None
Service Factor	1.15
Shaft Diameter	0.875 IN
Shaft Extension Location	Pulley End
Shaft Ground Indicator	No Shaft Grounding
Shaft Rotation	Reversible
Shaft Slinger Indicator	Shaft Slinger
Speed	1760 rpm
Speed Code	Single Speed
Starting Method	Direct on line
Thermal Device - Bearing	None
Thermal Device - Winding	None
Vibration Sensor Indicator	No Vibration Sensor
Winding Thermal 1	None
Winding Thermal 2	None

Nameplate

	NP1259L											
CAT.NO.	VEJMM3211T-5											
SPEC.	36N072Y438G1											
HP	3											
VOLTS	575											
AMP	3.1											
RPM	1760											
FRAME	182JM	**HZ**	60				**PH**	3				
SER.F.	1.15	**CODE**	K	**DES**	B	**CL**	F					
NEMA-NOM-EFF	89.5	**PF**	77									
RATING	40C AMB-CONT											
CC	010A											
DE	6207	**ODE**	6205									
ENCL	ODTF	**SN**										
	INVERTER DUTY 20:1 VT											

Parts List

Part number	Description	Quantity
SA037365	SA 36N072Y438G1	1.000 ea
RA033390	RA 36N072Y438G1	1.000 ea
36CB3004	36 CB CASTING W/1.09 DIA LEAD HOLE @ 6:0	1.000 ea
51XB1016A08	10-16X 1/2HXWSSLD SERTYB	2.000 ea
11XW1032G06	10-32 X .38, TAPTITE II, HEX WSHR SLTD U	1.000 ea
HW3001B01	BRASS CUP WASHER, FOR #10 SCREW	1.000 ea
36EP3204F00	MASTER ODE,205 BRG,.998SH,GRSR,DRIP CVR	1.000 ea
HW4500A01	1641B(ALEMITE)400 UNIV, GREASE FITT	1.000 ea
HW5100A05	WVY WSHR F/205 & 304 BRGS	1.000 ea
36EP3405A02	PUEP 182-4C OPEN 207 BRG W/BAFF. TSLV, G	1.000 ea
36AD2000	AIR BAFFLE	1.000 ea
60XW0632A06	6-32 X 3/8 TORX HEAD SCREW TAPTITE II	4.000 ea
HW4500A01	1641B(ALEMITE)400 UNIV, GREASE FITT	1.000 ea
10XN2520A24	1/4-20X 1 1/2 HEX HD X	4.000 ea
HW1001A25	LOCKWASHER 1/4, ZINC PLT .493 OD, .255 I	4.000 ea
36FN3000A01SP	EXFN, PLASTIC, 7.00 OD, .912 ID	1.000 ea
51XB1214A16	12-14X1.00 HXWSSLD SERTYB	1.000 ea
36FH4012A01	DRIP COVER NOTCH BOTTOM, W/ PRIMER	1.000 ea
51XW1032A06	10-32 X .38, TAPTITE II, HEX WSHR SLTD S	3.000 ea
36CB4516	750LIPPED CB LID - GALVANNEAL	1.000 ea
51XW0832A07	8-32 X .44, TAPTITE II, HEX WSHR SLTD SE	4.000 ea
HA1005A07	SLINGER, OD 2.25, ID 1.344, 307 BRG	1.000 ea
HW2501D13	KEY, 3/16 SQ X 1.375	1.000 ea
HA7000A01	KEY RETAINER 7/8" DIA SHAFT	1.000 ea
85XU0407S04	4X1/4 U DRIVE PIN STAINLESS	2.000 ea
MJ1000A02	GREASE, POLYREX EM EXXON	0.050 lb
HA3101A25	THRUBOLT 1/4-20 X 11.000 OHIO ROD	4.000 ea
MG1050Y01	CELEROL BALDOR GOLD *5 GALLON BUCKET*	0.022 ga
NP1259L	ALUM SUPER-E UL CC NEMA PREMIUM A60	1.000 ea
36PA1001	PKG GRP, PRINT PK1017A07	1.000 ea
PK3082	STYROFOAM CRADLE	1.000 ea

MN416A01	TAG-INSTAL-MAINT no wire (2500 bx)11/25	1.000 ea
FE-0000001	ZRTG FE ASSEMBLY	1.000 ea
LB1624	COMBINED WARNING LABEL, ISO/ANSI PICTOGR	1.000 ea

AC Induction Motor Performance Data
Record # 11328
Typical performance - not guaranteed values

Winding: 36WGY438-R004	**Type:** 3628M	**Enclosure:** OPSB

Nameplate Data				**575 V, 60 Hz: Single Voltage Motor**	
Rated Output (HP)			3	**Full Load Torque**	9 LB-FT
Volts			575	**Start Configuration**	direct on line
Full Load Amps			3.1	**Breakdown Torque**	31 LB-FT
R.P.M.			1760	**Pull-up Torque**	16.5 LB-FT
Hz	60	**Phase**	3	**Locked-rotor Torque**	22 LB-FT
NEMA Design Code	B	**KVA Code**	K	**Starting Current**	25.6 A
Service Factor (S.F.)			1.15	**No-load Current**	1.8 A
NEMA Nom. Eff.	89.5	**Power Factor**	77	**Line-line Res. @ 25ºC**	6.11 Ω
Rating - Duty			40C AMB-CONT	**Temp. Rise @ Rated Load**	22°C
S.F. Amps				**Temp. Rise @ S.F. Load**	27°C
				Locked-rotor Power Factor	42
				Rotor inertia	0.263 LB-FT2

Load Characteristics 575 V, 60 Hz, 3 HP

% of Rated Load	**25**	**50**	**75**	**100**	**125**	**150**	**S.F.**
Power Factor	37	58	71	77	81	83	79
Efficiency	84	89.1	90	89.7	88.7	87.3	89.1
Speed	1788	1778	1767	1756	1743	1729	1748
Line amperes	1.9	2.2	2.7	3.1	3.9	4.6	3.6

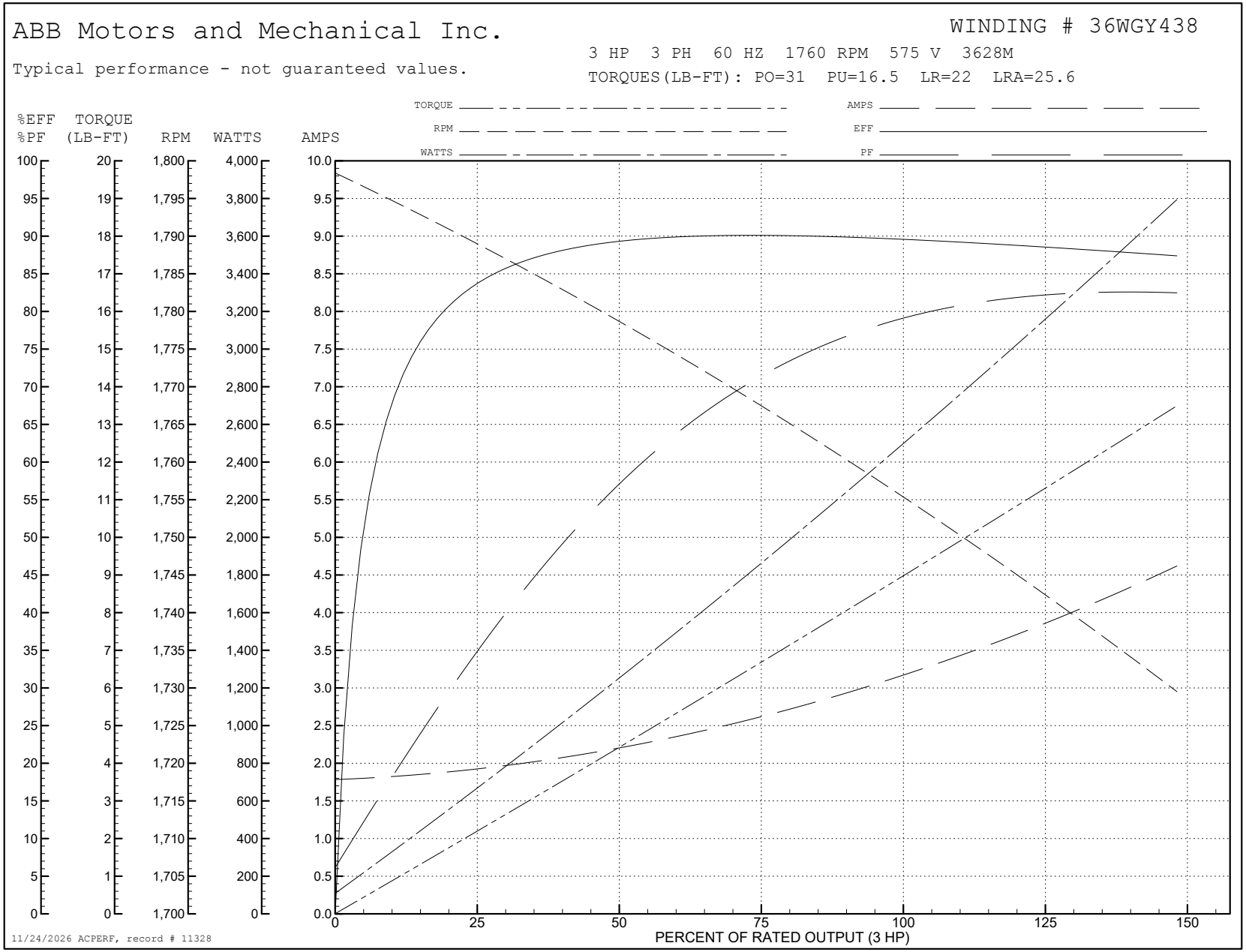
ABB Motors and Mechanical Inc.
WINDING # 36WGY438
Typical performance - not guaranteed values.
3 HP 3 PH 60 HZ 1760 RPM 575 V 3628M
TORQUES(LB-FT): PO=31 PU=16.5 LR=22 LRA=25.6
TORQUE
RPM
WATTS
AMPS
EFF
PF
%EFF
%PF
TORQUE (LB-FT)
RPM
WATTS
AMPS
PERCENT OF RATED OUTPUT (3 HP)
11/24/2026 ACPERF, record # 11328

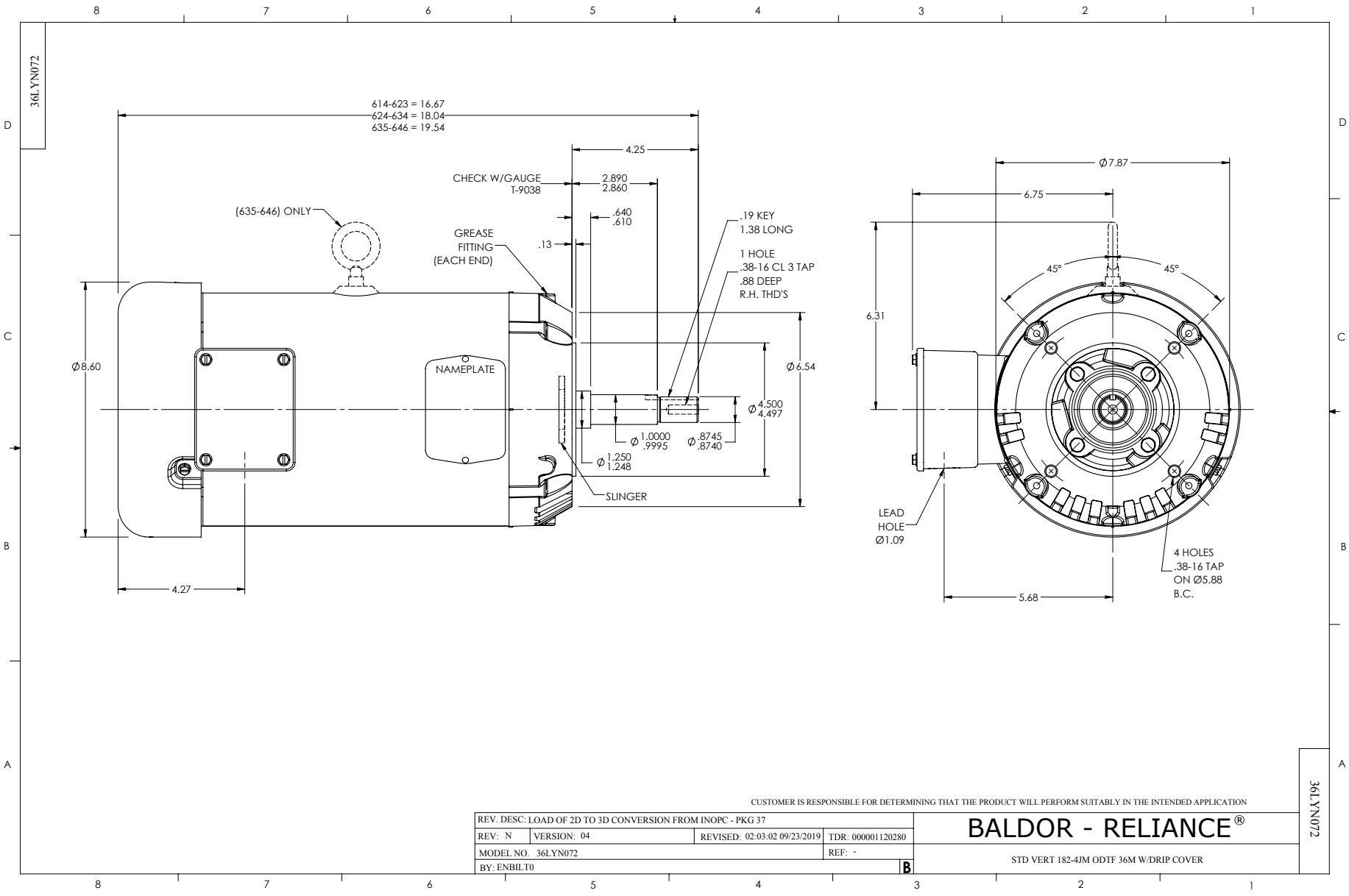
36LYN072
614-623 = 16.67
624-634 = 18.04
635-646 = 19.54
4.25
CHECK W/GAUGE T-9038
2.890
2.860
.640
.610
.13
(635-646) ONLY
GREASE FITTING (EACH END)
.19 KEY
1.38 LONG
1 HOLE
.38-16 CL 3 TAP
.88 DEEP
R.H. THD'S
Ø8.60
NAMEPLATE
Ø6.54
Ø 4.500
4.497
Ø 1.0000
.9995
Ø .8745
.8740
Ø 1.250
1.248
SLINGER
4.27
Ø7.87
6.75
45°
45°
6.31
LEAD HOLE Ø1.09
4 HOLES .38-16 TAP ON Ø5.88 B.C.
5.68
CUSTOMER IS RESPONSIBLE FOR DETERMINING THAT THE PRODUCT WILL PERFORM SUITABLY IN THE INTENDED APPLICATION
REV. DESC: LOAD OF 2D TO 3D CONVERSION FROM INOPC - PKG 37
REV: N
VERSION: 04
REVISED: 02:03:02 09/23/2019
TDR: 000001120280
MODEL NO. 36LYN072
REF: -
BY: ENBILT0
B
BALDOR - RELIANCE®
STD VERT 182-4JM ODTF 36M W/DRIP COVER
36LYN072

CD0006

TYPICAL WYE–CONNECTED MOTOR

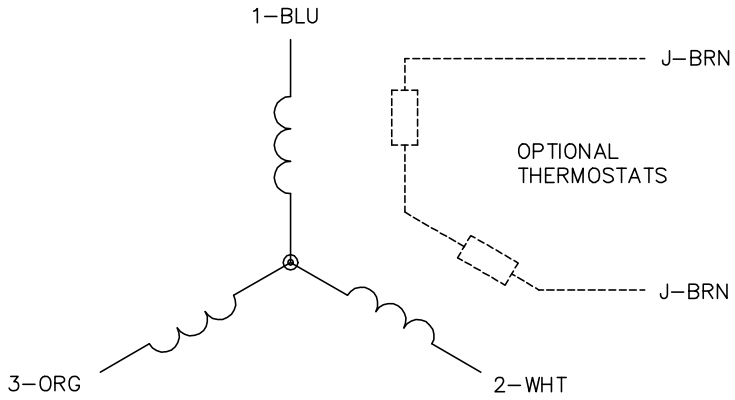

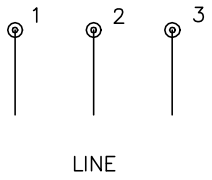

TYPICAL DELTA–CONNECTED MOTOR

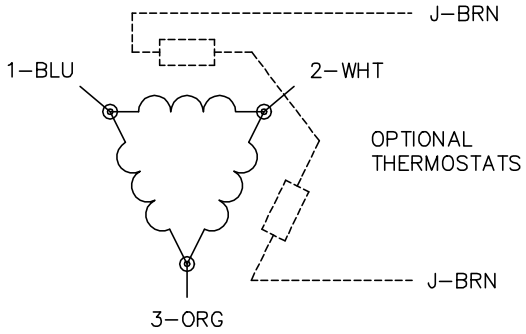

NOTES:

1. THREE LEAD MOTOR MAY BE EITHER WYE CONNECTED OR DELTA CONNECTED.
2. INTERCHANGE ANY TWO LINE LEADS TO REVERSE ROTATION.
3. OPTIONAL THERMOSTATS ARE PROVIDED WHEN SPECIFIED.
4. ACTUAL NUMBER OF INTERNAL PARALLEL CIRCUITS MAY VARY.
5. LEAD COLORS ARE OPTIONAL. LEADS MUST BE NUMBERED AS SHOWN.

CD0006

REV. DESC: ADD CLASS CONN00000007			BALDOR - RELIANCE®
REV. LTR: E	VERSION: 01	TDR: 000001099922	
FILE: \AAA\00005\141	REVISED: 10:24:49 02/19/2019	BY: ENBRIR0	3PH, SV, 3 LEADS, WYE OR DELTA CONNECTED
MTL: –			SH 1 of 1